



**China Singyes Solar Technologies Holdings Limited**

750

(1)

(2)

(3)

(4)

(5)

---

20

199  
15 18

48

183

22

---

---

.....	1
.....	2
.....	5
.....	10
.....	13
.....	15

---

---



199

20

15 18



20%

10%

571

0.01

---

---

50,000,000

%



**China Singyes Solar Technologies Holdings Limited**

750

Clarendon House  
2 Church Street  
Hamilton HM 11  
Bermuda

168-200

31 3108

(1)

(2)

(3)

(4)

(5)



693,931,996

20% 1,387,864


138,786,399

87

3.13

0.09





(i)


(ii)

183

22

678,024,000

50,000,000



(1)

(2)

46(2)

(3)

199

20


15 18

48

183

22

13.39(4)



(1)

(4)

(2)

(5)

(3)

(6)


---

---



7.07	5.47
8.87	6.63
8.80	6.80
9.60	7.36
8.16	6.99
8.75	7.35
8.89	7.80
9.48	8.20
8.98	7.38

9.49	7.73
9.43	8.31
13.36	9.22
13.16	10.74



26

5%

	35.50%	39.45%
Strong Eagle Holdings Ltd.	35.30%	39.23%
	5.06%	5.62%
Strong Eagle Holdings Ltd.		

26

25% 26

---

---

48

16

Strong Eagle Holdings Ltd.

(a)

(b)

(c) Strong Eagle Holdings Ltd. 5,500

Strong Eagle Holdings Ltd. 11% Strong Eagle

HoldingsLtd.

571 XV (d)

1,500,000 (e)

13.51(2)(h) (v)

64



(a)

(b)

(c)

135,600 (d)

13.51(2)(h) (v)

61

34

(a)

(b)

(c)

226,000 (d)

13.51(2)(h) (v)





## China Singyes Solar Technologies Holdings Limited

750

199

20

1.

2.

0.09

3. (i)

(ii)

(iii)

4.

5.

6 7 8

6.

(a)

(c)

0.01

---

---

(b) (a)

(c) (a) 10%

(d)

(i)

(ii)

(iii)

7.

(a) (c)



20%

(d)

6

8.

6 7

7

6

10%

9.

46(2)

(a)

50,000,000

(b)

---

---

1.

2.

3.

(48)

(24)

183

22

4.

3

5.

13.39(4)

6.

7.

183

22

8.

6